



# CAM & GROOVE COUPLINGS

## Camlock Type A


	Size [inch]	Part number	
		Aluminium	Brass
	3/4	PM-A075A	PM-A075M
	1	PM-A100A	PM-A100M
	1.1/4	PM-A125A	PM-A125M
	1.1/2	PM-A150A	PM-A150M
	2	PM-A200A	PM-A200M
	2.1/2	PM-A250A	PM-A250M
	3	PM-A300A	PM-A300M
	4	PM-A400A	PM-A400M
	5	PM-A500A	PM-A500M
6	PM-A600A	PM-A600M	

## Camlock Type B


	Size [inch]	Part number	
		Aluminium	Brass
	3/4	PM-B075A	PM-B075M
	1	PM-B100A	PM-B100M
	1.1/4	PM-B125A	PM-B125M
	1.1/2	PM-B150A	PM-B150M
	2	PM-B200A	PM-B200M
	2.1/2	PM-B250A	PM-B250M
	3	PM-B300A	PM-B300M
	4	PM-B400A	PM-B400M
	5	PM-B500A	PM-B500M
6	PM-B600A	PM-B600M	

# CAM & GROOVE COUPLINGS

## Camlock Type C


	Size [inch]	Part number	
		Aluminium	Brass
	3/4	<b>PM-C075A</b>	<b>PM-C075M</b>
	1	<b>PM-C100A</b>	<b>PM-C100M</b>
	1.1/4	<b>PM-C125A</b>	<b>PM-C125M</b>
	1.1/2	<b>PM-C150A</b>	<b>PM-C150M</b>
	2	<b>PM-C200A</b>	<b>PM-C200M</b>
	2.1/2	<b>PM-C250A</b>	<b>PM-C250M</b>
	3	<b>PM-C300A</b>	<b>PM-C300M</b>
	4	<b>PM-C400A</b>	<b>PM-C400M</b>
	5	<b>PM-C500A</b>	<b>PM-C500M</b>
6	<b>PM-C600A</b>	<b>PM-C600M</b>	

## Camlock Type D


	Size [inch]	Part number	
		Aluminium	Brass
	3/4	<b>PM-D075A</b>	<b>PM-D075M</b>
	1	<b>PM-D100A</b>	<b>PM-D100M</b>
	1.1/4	<b>PM-D125A</b>	<b>PM-D125M</b>
	1.1/2	<b>PM-D150A</b>	<b>PM-D150M</b>
	2	<b>PM-D200A</b>	<b>PM-D200M</b>
	2.1/2	<b>PM-D250A</b>	<b>PM-D250M</b>
	3	<b>PM-D300A</b>	<b>PM-D300M</b>
	4	<b>PM-D400A</b>	<b>PM-D400M</b>
	5	<b>PM-D500A</b>	<b>PM-D500M</b>
6	<b>PM-D600A</b>	<b>PM-D600M</b>	

# CAM & GROOVE COUPLINGS

## Camlock Type DC

	Size [inch]	Part number	
		Aluminium	Brass
	3/4	PM-DC075A	PM-DC075M
	1	PM-DC100A	PM-DC100M
	1.1/4	PM-DC125A	PM-DC125M
	1.1/2	PM-DC150A	PM-DC150M
	2	PM-DC200A	PM-DC200M
	2.1/2	PM-DC250A	PM-DC250M
	3	PM-DC300A	PM-DC300M
	4	PM-DC400A	PM-DC400M
	5	PM-DC500A	PM-DC500M
6	PM-DC600A	PM-DC600M	

## Camlock Type DP


	Size [inch]	Part number	
		Aluminium	Brass
	3/4	PM-DP075A	PM-DP075M
	1	PM-DP100A	PM-DP100M
	1.1/4	PM-DP125A	PM-DP125M
	1.1/2	PM-DP150A	PM-DP150M
	2	PM-DP200A	PM-DP200M
	2.1/2	PM-DP250A	PM-DP250M
	3	PM-DP300A	PM-DP300M
	4	PM-DP400A	PM-DP400M
	5	PM-DP500A	PM-DP500M
6	PM-DP600A	PM-DP600M	

# CAM & GROOVE COUPLINGS

## Camlock Type E

	Size [inch]	Part number	
		Aluminium	Brass
	3/4	<b>PM-E075A</b>	<b>PM-E075M</b>
	1	<b>PM-E100A</b>	<b>PM-E100M</b>
	1.1/4	<b>PM-E125A</b>	<b>PM-E125M</b>
	1.1/2	<b>PM-E150A</b>	<b>PM-E150M</b>
	2	<b>PM-E200A</b>	<b>PM-E200M</b>
	2.1/2	<b>PM-E250A</b>	<b>PM-E250M</b>
	3	<b>PM-E300A</b>	<b>PM-E300M</b>
	4	<b>PM-E400A</b>	<b>PM-E400M</b>
	5	<b>PM-E500A</b>	<b>PM-E500M</b>
6	<b>PM-E600A</b>	<b>PM-E600M</b>	

## Camlock Type F

	Size [inch]	Part number	
		Aluminium	Brass
	3/4	<b>PM-F075A</b>	<b>PM-F075M</b>
	1	<b>PM-F100A</b>	<b>PM-F100M</b>
	1.1/4	<b>PM-F125A</b>	<b>PM-F125M</b>
	1.1/2	<b>PM-F150A</b>	<b>PM-F150M</b>
	2	<b>PM-F200A</b>	<b>PM-F200M</b>
	2.1/2	<b>PM-F250A</b>	<b>PM-F250M</b>
	3	<b>PM-F300A</b>	<b>PM-F300M</b>
	4	<b>PM-F400A</b>	<b>PM-F400M</b>
	5	<b>PM-F500A</b>	<b>PM-F500M</b>
6	<b>PM-F600A</b>	<b>PM-F600M</b>	